

# An exploration of Saturn's dynamics through Global Climate Modeling

**A. Spiga**

S. Guerlet, M. Indurain, E. Millour,  
T. Fouchet, M. Sylvestre,  
Y. Meurdesoif (LSCE/CEA), T. Dubos



Les Houches workshop March 2, 2015



## A word of caution

Work in progress: unpublished & open for discussions


# Outline

- 1 Questions and perspectives
- 2 Building a model and testing it at intermediate resolutions
  - Emphasis on radiative transfer
  - Tests with relaxation towards observed jets
- 3 Tests at higher resolution

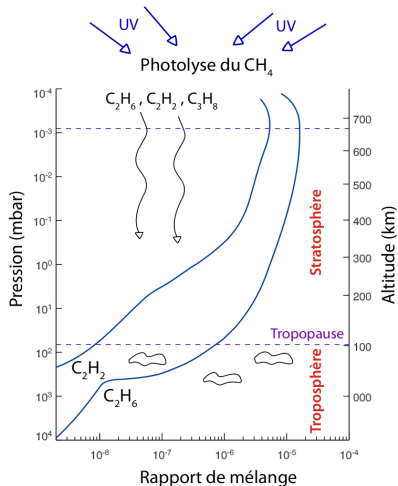
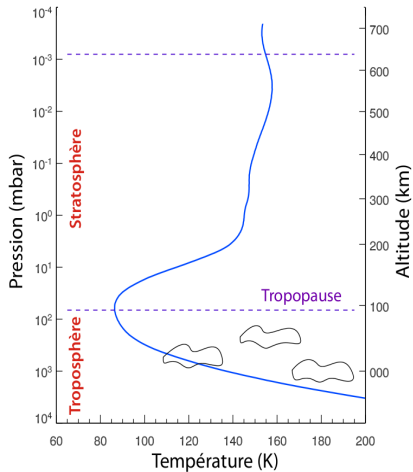
# Outline

- 1 Questions and perspectives
- 2 Building a model and testing it at intermediate resolutions
  - Emphasis on radiative transfer
  - Tests with relaxation towards observed jets
- 3 Tests at higher resolution

# A geophysical approach for astronomical objects



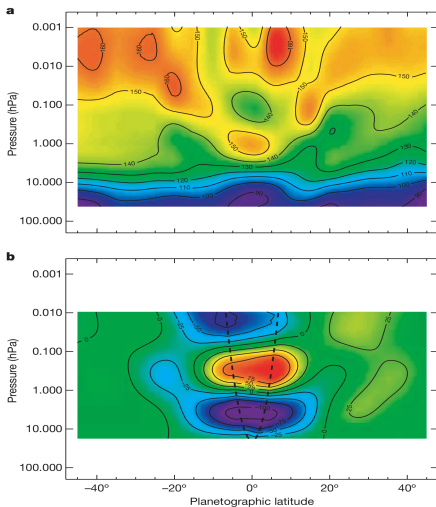
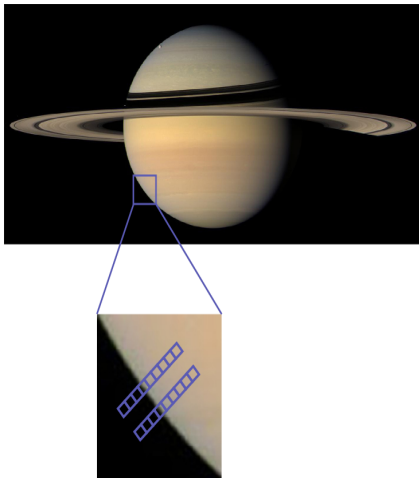
# Saturn: thermal structure and hydrocarbons



[Courtesy of S. Guerlet]

# An equatorial oscillation in Saturn's stratosphere

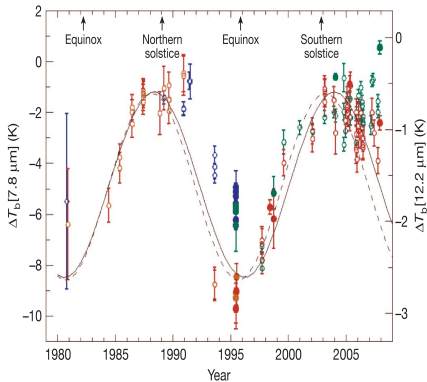
Cassini / CIRS thermal profile and thermal wind



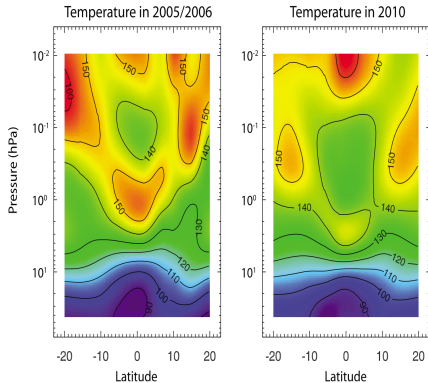
[Fouchet et al. Nature 2008]

# An equatorial oscillation in Saturn's stratosphere

Evolution with time with CIRS and ground-based observations



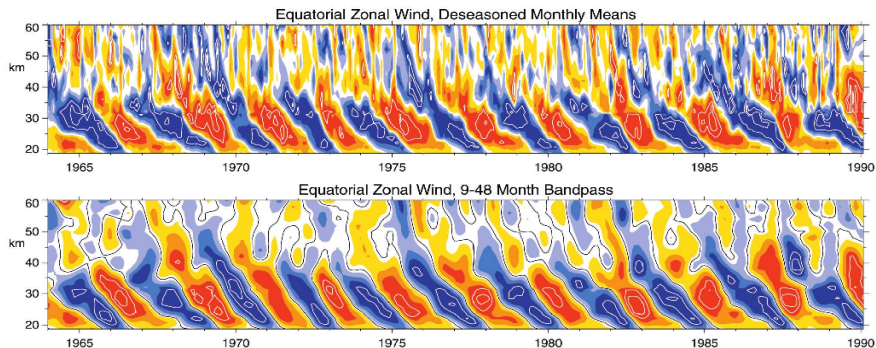
[Orton et al. Nature 2008]



[Fouchet et al. Nature 2008 ; Guerlet et al. GRL 2011]

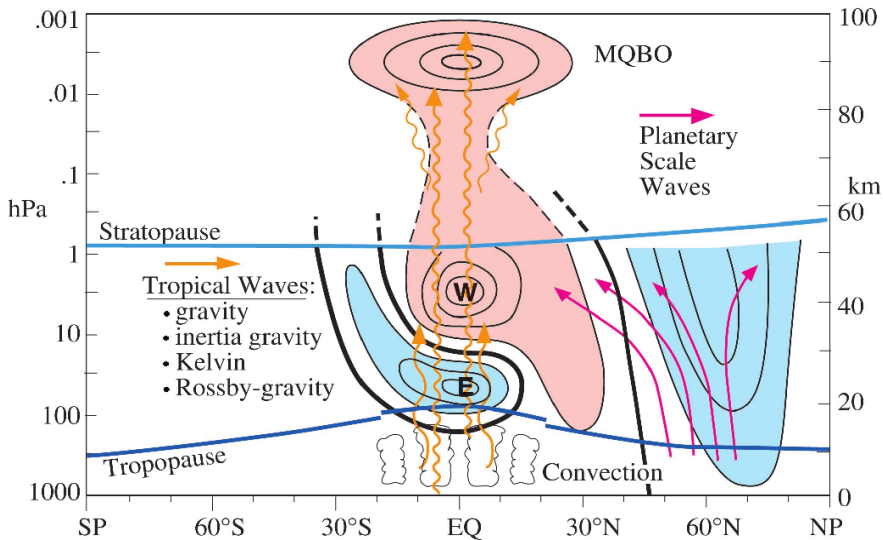


# Quasi-Biennial Oscillation, Earth's stratosphere



[Baldwin et al. Review of Geophysics 2001]

# Quasi-Biennial Oscillation, Earth's stratosphere

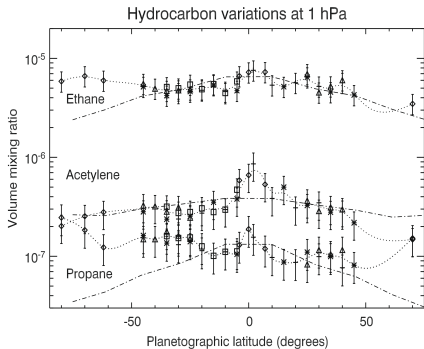


[Baldwin et al. Review of Geophysics 2001]

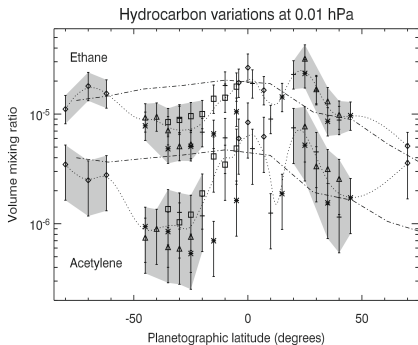
# Departures from 1D photochemical model

CIRS observations of hydrocarbons ( $C_2H_6$  and  $C_2H_2$ )

Low stratosphere



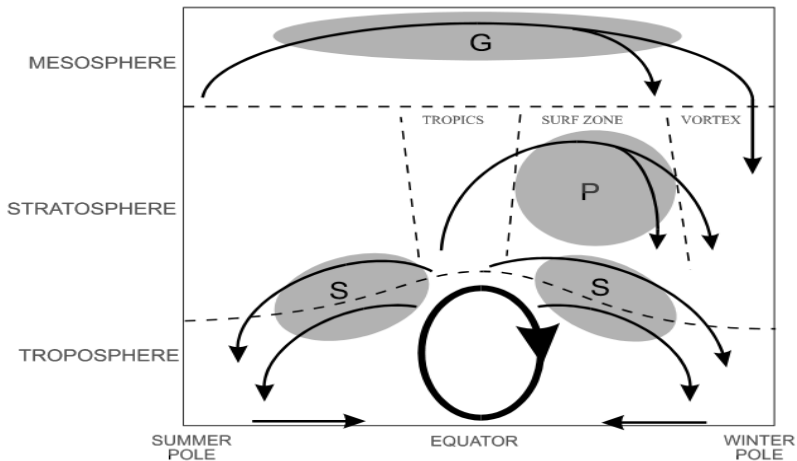
High stratosphere



[Guerlet et al. Icarus 2009]

# Brewer-Dobson circulation


Wave-driven transport in the Earth's stratosphere and mesosphere




[Plumb J. Meteor. Soc. Japan 2002]

# Les orages géants sur Saturne *Great White Spots*

Dec 5, 2010




Jan 2, 2011




Feb 25, 2011




Apr 22, 2011



May 18, 2011




Aug 12, 2011




[Images Cassini-Huygens PIA14905]

# Saturn polar vortex



Hexagonal jet



Turbulent vortex at center



# Saturn... and beyond



# Outline


- 1 Questions and perspectives
- 2 Building a model and testing it at intermediate resolutions
  - Emphasis on radiative transfer
  - Tests with relaxation towards observed jets
- 3 Tests at higher resolution



# Outline

- 1 Questions and perspectives
- 2 Building a model and testing it at intermediate resolutions
  - Emphasis on radiative transfer
  - Tests with relaxation towards observed jets
- 3 Tests at higher resolution

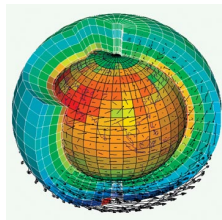
# A GCM for Saturn



# A new Global Climate Model for Saturn

**Dynamical core**  $\Rightarrow$  3D geophysical fluid dynamics  
(conservation laws of momentum, mass, energy, tracers)

Parallel LMDz solver [Hourdin et al. 2006, 2012]



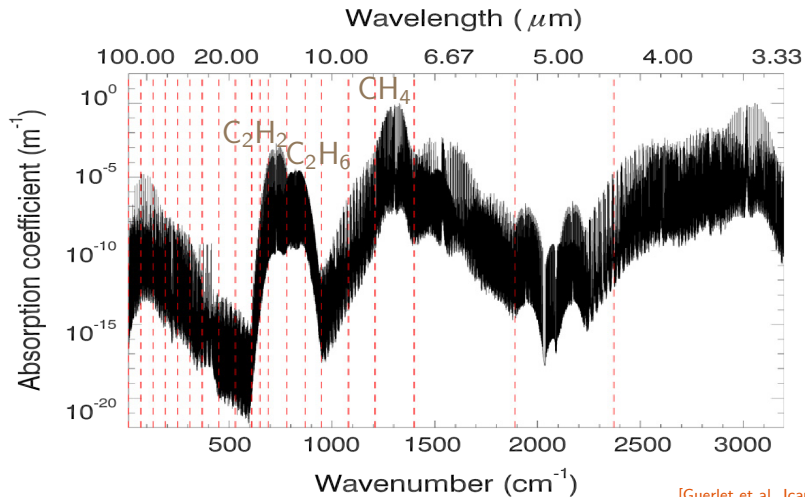
**Physical parameterizations**  $\Rightarrow$  1D computations of forcings on each grid point

**☞ Radiative transfer**  $\Rightarrow$  Guerlet et al. Icarus 2014

- correlated- $k$  scheme for IR and VIS heating rates [Wordsworth et al. 2010]
- gases  $\text{CH}_4$ ,  $\text{C}_2\text{H}_6$ ,  $\text{C}_2\text{H}_2$  with optimized spectral discretization
- HITRAN 2012 database + Karkoschka and Tomasko 2010 for  $\text{CH}_4$  around  $1\mu\text{m}$
- collision-induced absorption  $\text{H}_2\text{-H}_2$  and  $\text{H}_2\text{-He}$  [Wordsworth et al. 2012]
- Rayleigh scattering  $\text{H}_2$ , He
- simple two-layer aerosol model [constrained by Roman et al. 2013]
  - tropospheric haze layer 180 – 660 mbar /  $\tau \sim 8$  /  $r = 2\mu\text{m}$
  - stratospheric haze layer 1 – 30 mbar /  $\tau \sim 0.1$  /  $r = 0.1\mu\text{m}$
- free bottom surface with internal heat flux
- incoming flux: ring shadowing, oblateness

**☞ Turbulent diffusion + dry convective adjustment** [Hourdin et al. 1993]

# IR spectral discretization – correlated- $k$ scheme

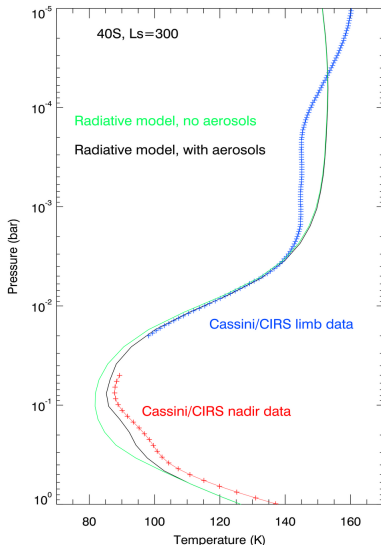
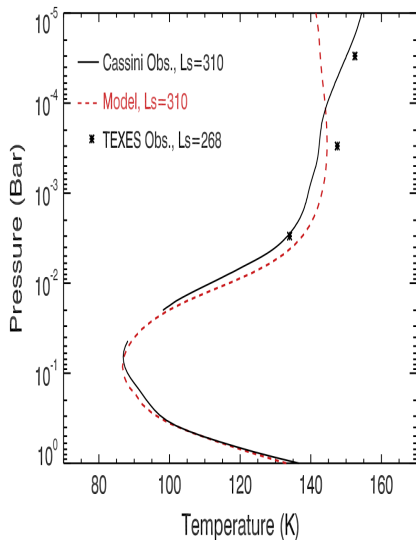


[Guerlet et al. Icarus 2014]

# Saturn's rings shadowing and temperatures

[Guerlet et al. Icarus 2014]

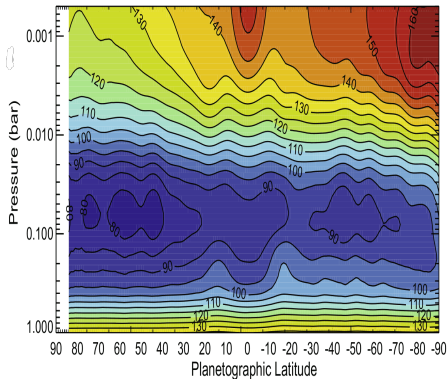
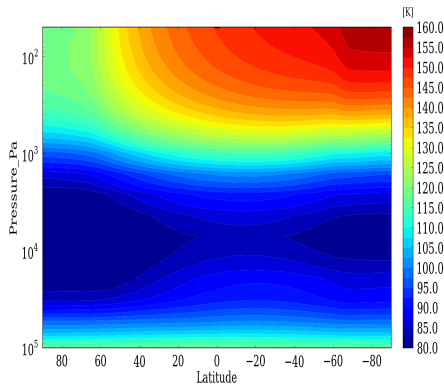
# 3D radiative model vs. profile measurements



[Guerlet et al. Icarus 2014]

# Saturn GCM (nodyn) vs. CIRS [Fletcher et al. 2010]

Year 2005.  $L_s = 300^\circ$



[Guerlet et al. Icarus 2014]

# Outline

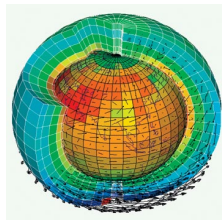
- 1 Questions and perspectives
- 2 Building a model and testing it at intermediate resolutions
  - Emphasis on radiative transfer
  - Tests with relaxation towards observed jets
- 3 Tests at higher resolution



# A new Global Climate Model for Saturn

**Dynamical core**  $\Rightarrow$  3D geophysical fluid dynamics  
(conservation laws of momentum, mass, energy, tracers)

Parallel LMDz solver [Hourdin et al. 2006, 2012]



**Physical parameterizations**  $\Rightarrow$  1D computations of forcings on each grid point

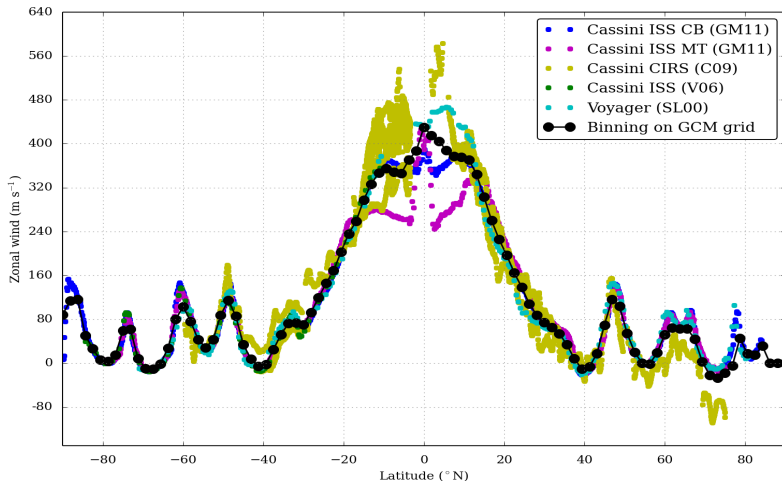
**☞ Radiative transfer**  $\Rightarrow$  Guerlet et al. Icarus 2014

- correlated- $k$  scheme for IR and VIS heating rates [Wordsworth et al. 2010]
- gases  $\text{CH}_4$ ,  $\text{C}_2\text{H}_6$ ,  $\text{C}_2\text{H}_2$  with optimized spectral discretization
- HITRAN 2012 database + Karkoschka and Tomasko 2010 for  $\text{CH}_4$  around  $1\mu\text{m}$
- collision-induced absorption  $\text{H}_2$ - $\text{H}_2$  and  $\text{H}_2$ -He [Wordsworth et al. 2012]
- Rayleigh scattering  $\text{H}_2$ , He
- simple two-layer aerosol model [constrained by Roman et al. 2013]
  - tropospheric haze layer 180 – 660 mbar /  $\tau \sim 8$  /  $r = 2\mu\text{m}$
  - stratospheric haze layer 1 – 30 mbar /  $\tau \sim 0.1$  /  $r = 0.1\mu\text{m}$
- free bottom surface with internal heat flux
- incoming flux: ring shadowing, oblateness

**☞ Turbulent diffusion + dry convective adjustment** [Hourdin et al. 1993]

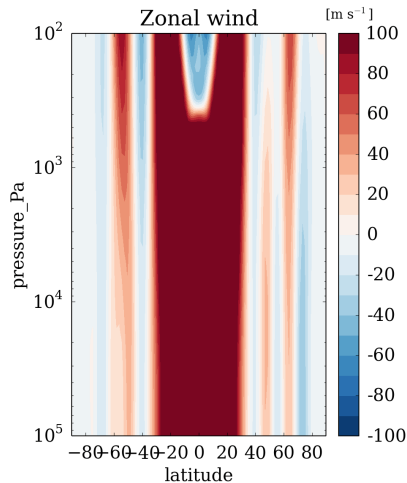
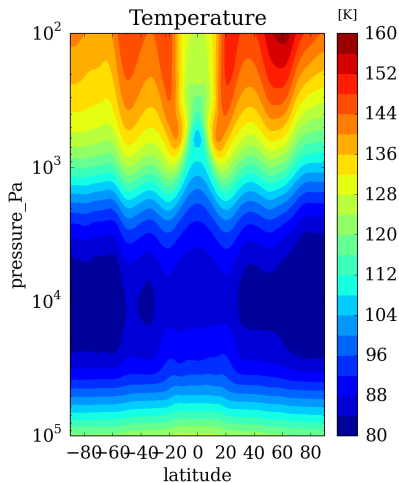
# Relaxation towards observed wind structure

Additional tendency  $\frac{du}{dt} = \frac{u - u_{\text{ref}}}{\tau_u}$  in lowermost two levels

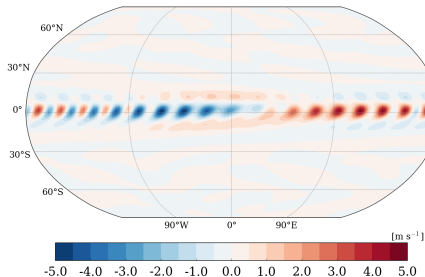
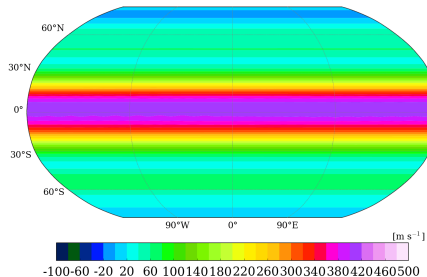
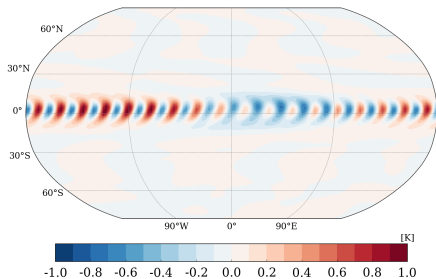
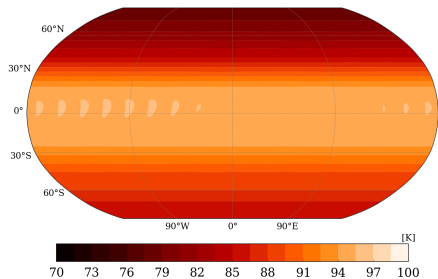


# Zonal-mean structure. $1.5^\circ$ simulation.

Winds are 'nudged' towards observed values at the bottom of simulation domain



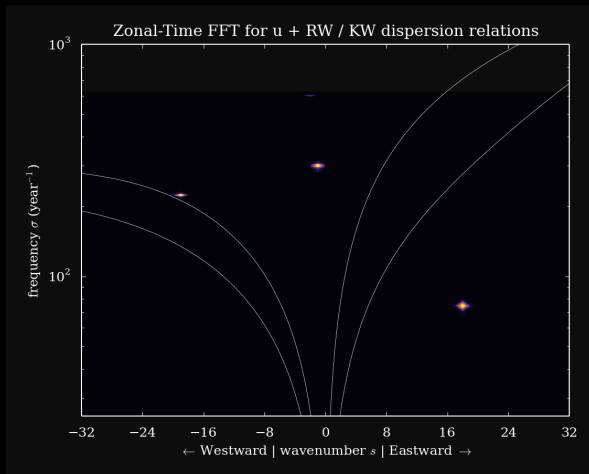
# Equatorial waves, upper troposphere (100 mbar)



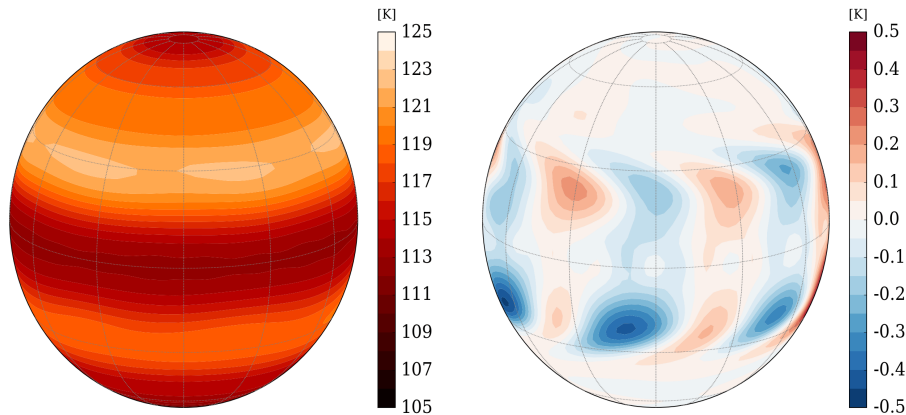
# Spectral characterization of equatorial waves

Rosby:  $\nu = +1, +2, \dots$  ; Rossby-gravity:  $\nu = 0$  ; Kelvin:  $\nu = -1, -2, \dots$

$$\sqrt{\gamma}(2\nu + 1) = \gamma\sigma^2 - s^2 - s/\sigma \quad \text{with} \quad \frac{\gamma N^2}{4a^2\Omega^2} = \left(\frac{2\pi}{\lambda_z}\right)^2 + \left(\frac{1}{2H}\right)^2$$

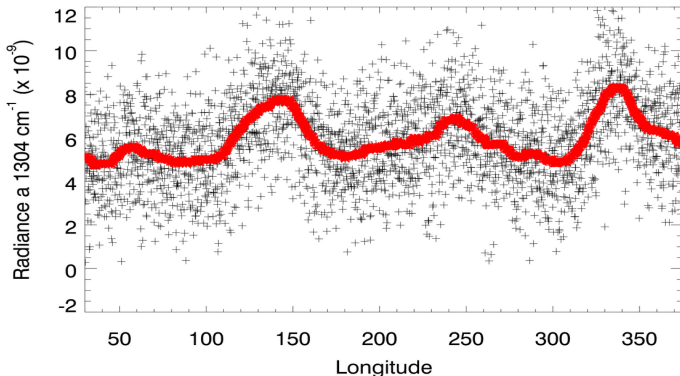


# Midlatitudes waves, lower stratosphere (10 mbar)



# Longitudinal variations of temperature

CIRS nadir  $1304\text{ cm}^{-1}$   $\text{CH}_4$  Q-branch at latitude  $42 - 43^\circ\text{S}$  (dec 2011,  $L_s \sim 30^\circ$ )  
(Rough) analysis: correspond to wave amplitude of 2.5 K at 2mbar.

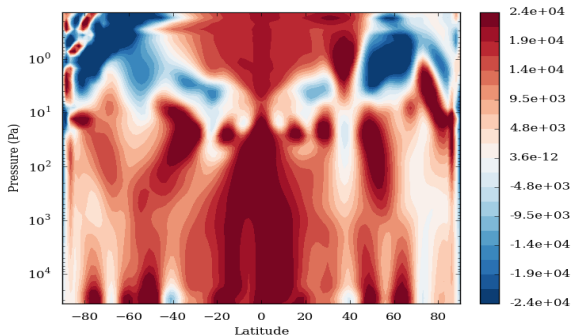


[S. Guerlet (unpublished)]

# Baroclinic instability?

Charney-Stern criterion: vanishing of

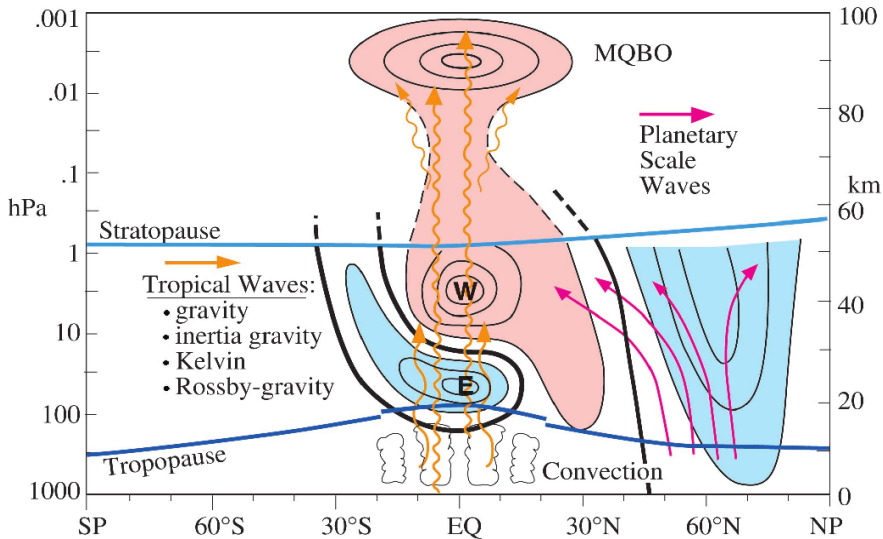
$$Q_\phi = 2 \Omega a \cos \phi - \left[ \frac{1}{\cos \phi} (\cos \phi u)_\phi \right]_\phi - \frac{4 \Omega^2 a^2}{p} \sin^2 \phi \left[ \frac{p}{N^2} u_z \right]_z$$



(necessary condition derived from QG equations of motion for an atmosphere of infinite extent)

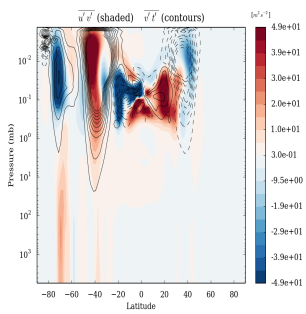
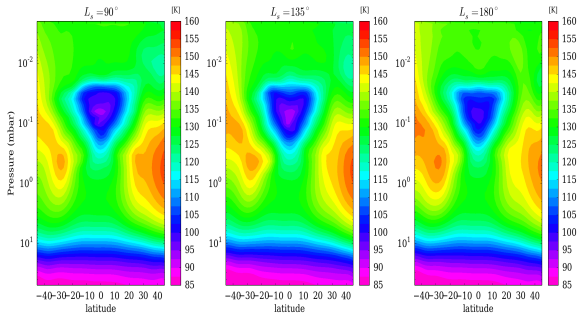
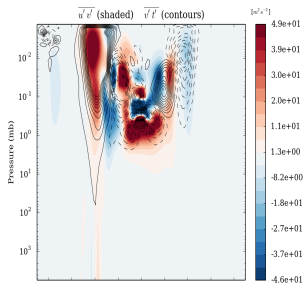
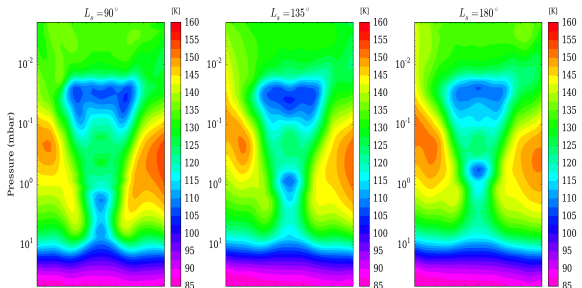


# Quasi-Biennial Oscillation, Earth's stratosphere




[Baldwin et al. Review of Geophysics 2001]

# Any equatorial oscillation?



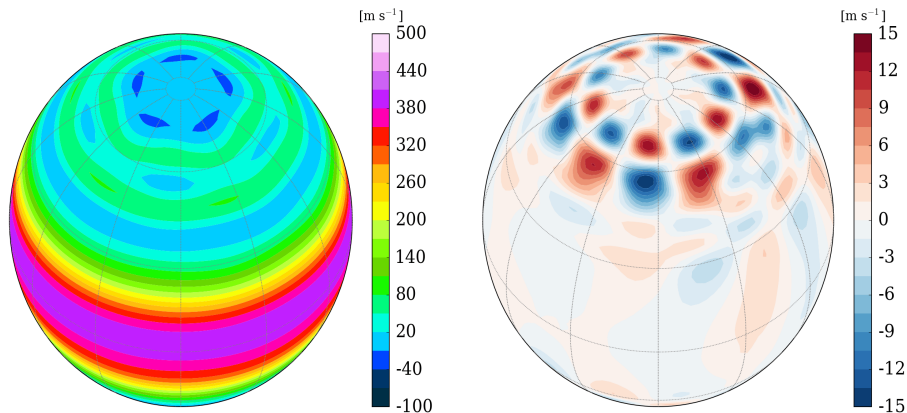
# Saturn's hexagon



[PIA18278]

# Polar jets

## Zonal wind and perturbations to zonal mean



# Outline

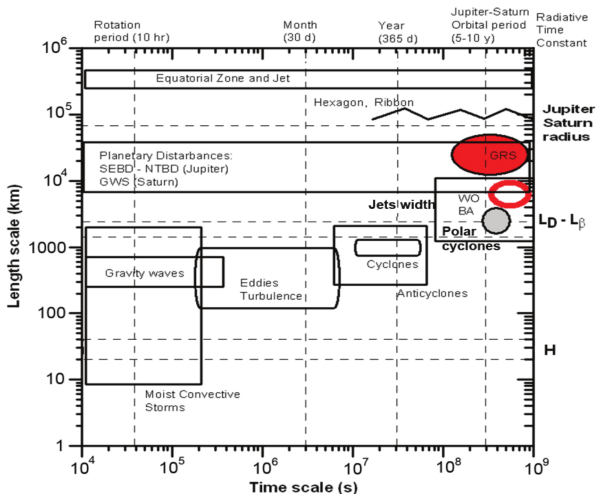
- 1 Questions and perspectives
- 2 Building a model and testing it at intermediate resolutions
  - Emphasis on radiative transfer
  - Tests with relaxation towards observed jets
- 3 Tests at higher resolution

# Towards fine-scale simulations



[Cassini image]

# Scales involved in giant planets

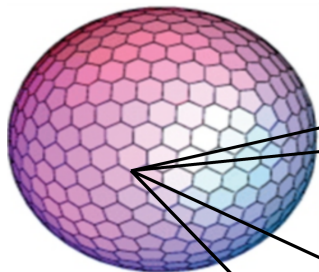


[Sanchez-Lavega 2015]

Rhines scale  $\sim$  energy-containing eddy length scale

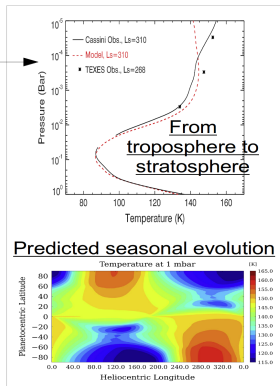
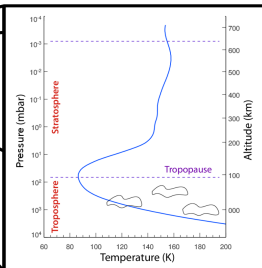
Rossby radius of deformation  $\sim$  length scale of the baroclinically most unstable linear waves

# A new GCM for giant planets



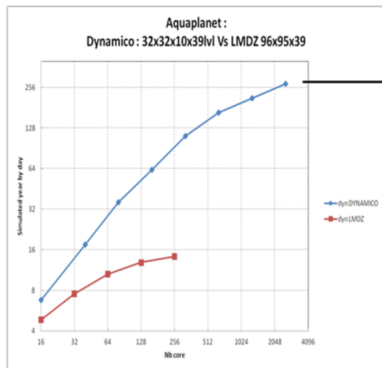
**DYNAMICAL CORE**  
icosahedral-grid  
high-performance  
DYNAMICO model  
[Dubos et al. 2015]

**PHYSICAL PACKAGES**  
radiative-convective model  
[Guerlet et al. 2014]  
+ magnetic drag (Goal 2.1)  
+ photochemistry (Goal 2.2)





# DYNAMICO (icosahedral) vs. LMDz (lat-lon)



Résolution (degré ~ km)	Nombre de coeurs	Années de jours /
3° ~ 300 km	2 560	272 (x20)
1° ~ 100 km	20 480	85
1/2° ~ 50 km	82 000	42
1/3° ~ 33 km	184 000	28 (x40)
1/4° ~ 25 km	328 000	21
1/8° ~ 12 km	1 300 000	10

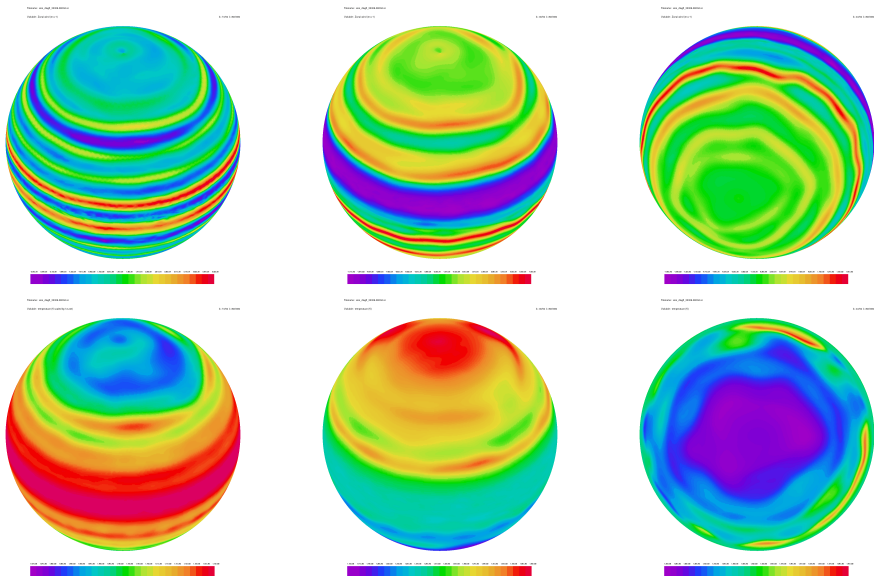
mesuré

extrapolé

Comparaison de la scalabilité entre l'ancien cœur dynamique LMDz (en rouge) et le nouveau cœur dynamique DYNAMICO candidat au grand challenge (en bleu). L'échelle est en log-log. Dans le tableau, le nombre d'années simulées (en année terrestre) par jour. En vert, sont indiqués les résultats mesurés, le reste étant extrapolé en supposant une scalabilité faible parfaite.

Demonstration test. HD  $1/2^\circ$  about 500 km resolution.

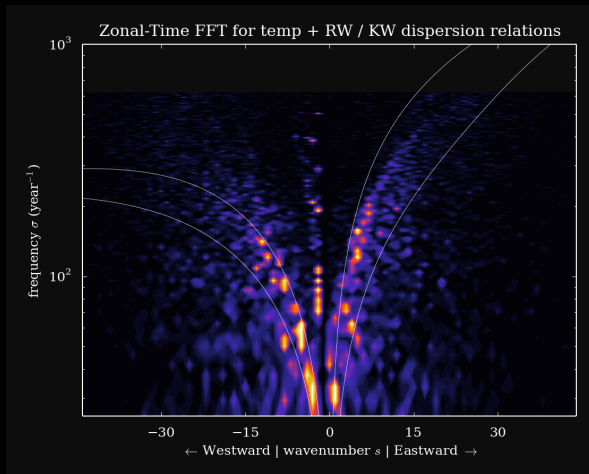
# Icosahedral dynamical core. $0.5^\circ$ simulation.



# Spectral characterization of equatorial waves

Rosby:  $\nu = +1, +2, \dots$  ; Rossby-gravity:  $\nu = 0$  ; Kelvin:  $\nu = -1, -2, \dots$

$$\sqrt{\gamma}(2\nu + 1) = \gamma\sigma^2 - s^2 - s/\sigma \quad \text{with} \quad \frac{\gamma N^2}{4a^2\Omega^2} = \left(\frac{2\pi}{\lambda_z}\right)^2 + \left(\frac{1}{2H}\right)^2$$

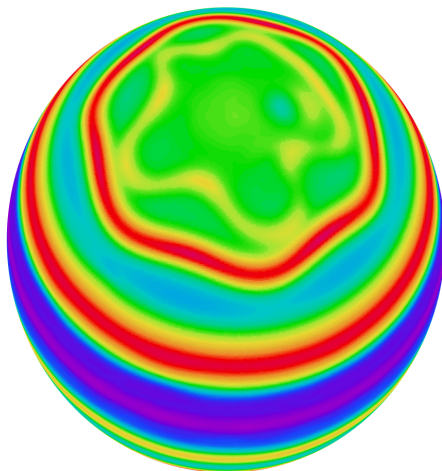


# $1/2^\circ$ after one year. Zonal winds (upper tropo).

Filename : xis\_clogf\_bod.nc

Variable : Zonal wind (ms-1)

kw=20/64kw=251/252



-8.81e+01 -7.98e+01 -7.15e+01 -6.32e+01 -5.49e+01 -4.67e+01 -3.86e+01 -3.01e+01 -2.18e+01 -1.35e+01 -5.20e+00 3.09e+00 1.14e+01 1.97e+01 2.80e+01 3.63e+01 4.45e+01 5.28e+01 6.11e+01 6.96e+01



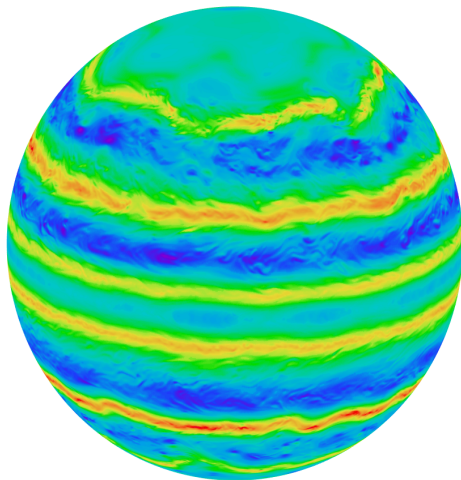
Demonstration test. UHD  $1/4^\circ$  about 250 km resolution.

# 1/4° after 500 days. Zonal winds at 3 bars.

Filename : xis\_dlogf\_0-38051999\_saved.nc

Variable : Zonal wind (ms-1)

k=01/64 ← 31/31

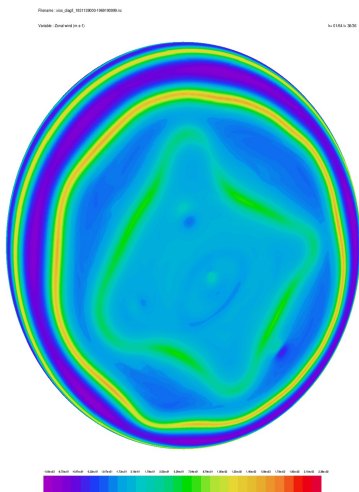
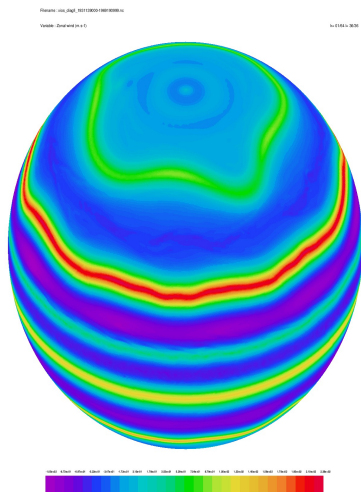


-8.16e+01 -7.08e+01 -6.00e+01 -4.93e+01 -3.85e+01 -2.77e+01 -1.70e+01 -6.19e+00 4.58e+00 1.53e+01 2.61e+01 3.69e+01 4.77e+01 5.84e+01 6.92e+01 8.00e+01 9.07e+01 1.02e+02 1.12e+02 1.23e+02

# $1/4^\circ$ after two years. Zonal winds at 3 bars.

North pole

South pole

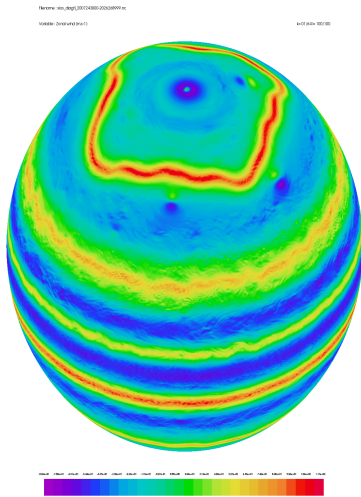
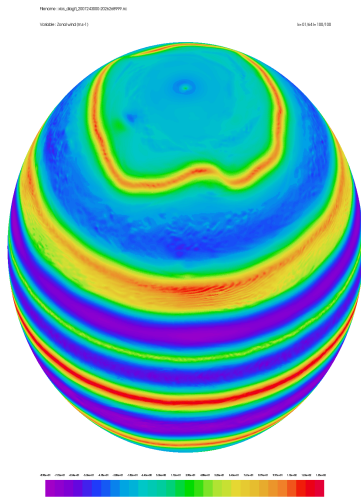




# $1/4^\circ + 2000$ days with a different dissipation.

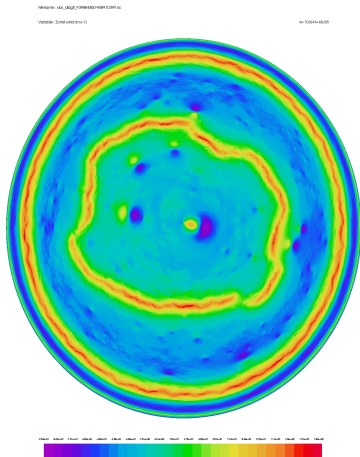
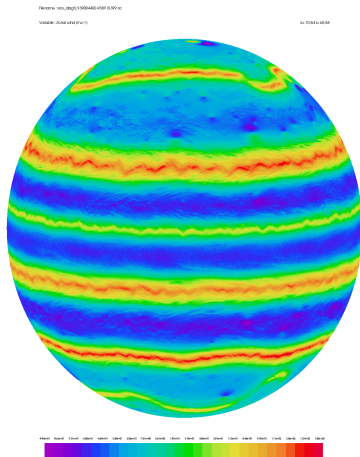
2× weaker

4× weaker



Demonstration test. UXD  $1/8^\circ$  about 125 km  
resolution

# $1/8^\circ$ after 500 days. Zonal winds at 500 mbars.



## Saturn GCM @ LMD

- ➡ Optimized radiative transfer (Guerlet et al. Icarus 2014)
- ➡ Testing icosahedral dynamical core: massively parallel runs

## Preliminary results

- ➡ Chasing Rossby, Kelvin waves
- ➡ Equatorial oscillation?
- ➡ Somewhat-gonal polar jets
- ➡ **Much more to come!**

Email: [aymeric.spiga@upmc.fr](mailto:aymeric.spiga@upmc.fr)

Twitter: [@aymeric\\_spiga](https://twitter.com/aymeric_spiga)



## A word of caution

Work in progress: unpublished & open for discussions

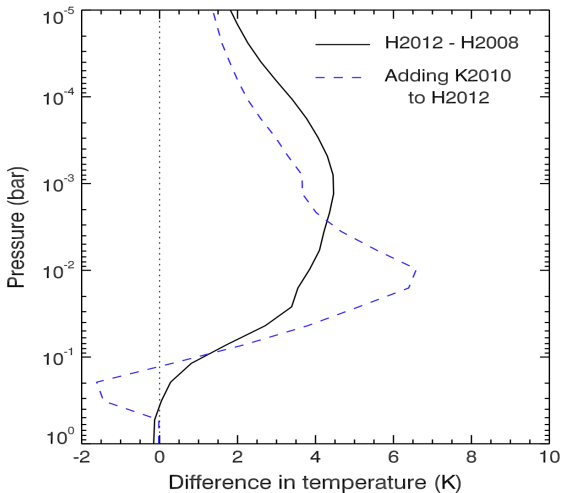


## We hire!

- ☞ 18mo post-doc (LMD, Paris)
- ☞ Saturn+Jupiter simulations
- ☞ dynamical analysis: instabilities, eddies, ...

# Antichambre

# Effects of recent radiative transfer improvements

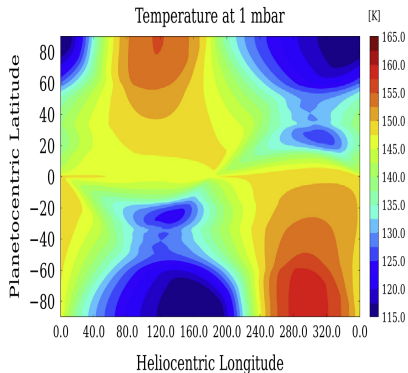


[Guerlet et al. Icarus 2014]

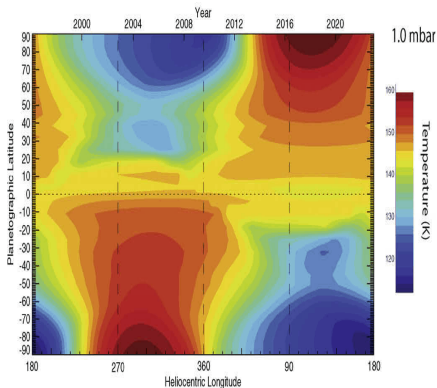
# Seasonal variations of 1 mbar temperature

Predicted by radiative-convective models

Our model Guerlet et al. 2014

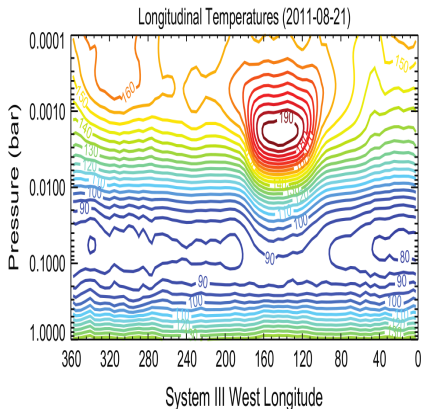


Greathouse model in Fletcher et al. 2010

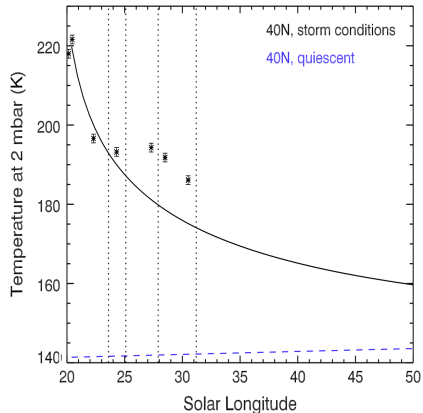




# Cooling the 2010 storm stratospheric warm beacon

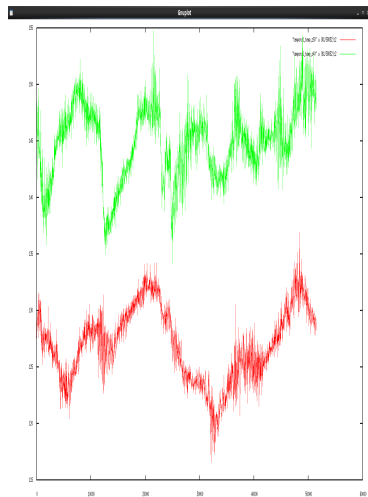


[CIRS measurements: Fletcher et al. Icarus 2012]

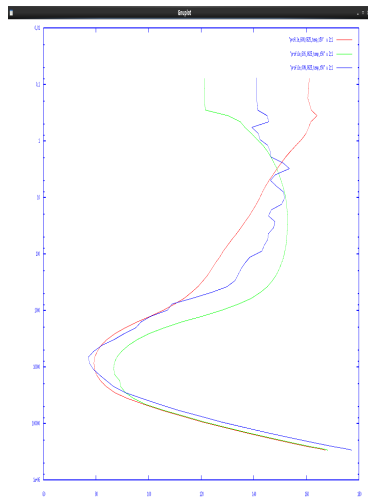


[Radiative model: Guerlet et al. Icarus 2014]

# 1/4° temperature trends in the stratosphere.



2012-03-29



2012-03-29